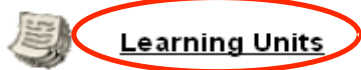


### WHY WOULD YOU USE THIS FEATURE?

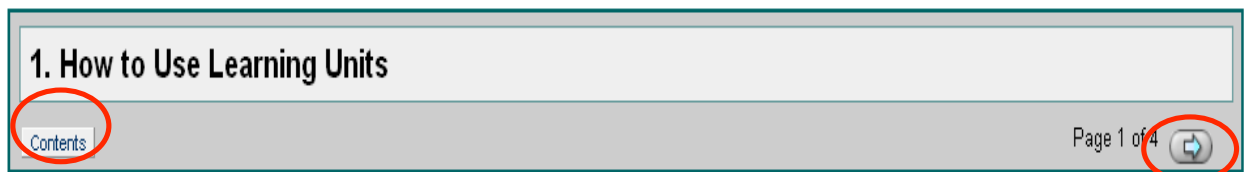
UTC Online Learning Units enable Students to follow a structured path for progressing through content. The sequential path may be enforced or students may be allowed to access any item at any time. For example, the Instructor may set up a Learning unit on The History of Tennessee. This unit walks users through a series of articles about the State of Tennessee; displays media files, and finally presents an Assessment about the information covered. Students must move through the contents in this order if the sequential path is enforced. If the sequential path is not enforced users would be able to view the material in any order.

### HOW TO USE

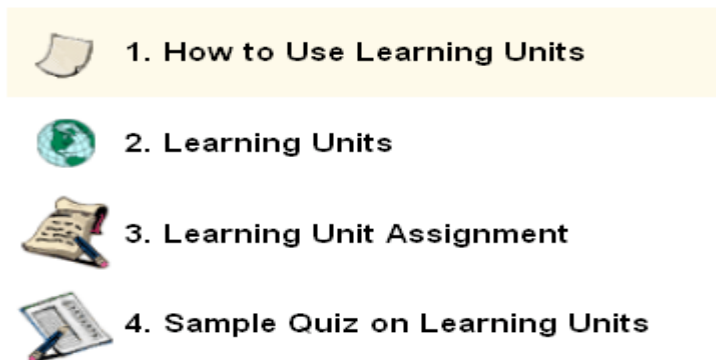
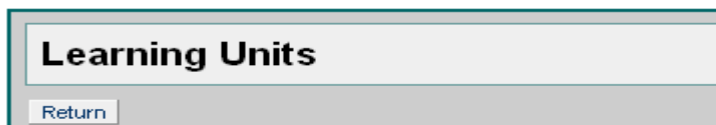
1. To access the Learning Unit, click on the title of the Learning Unit.



2. Once in the Learning Unit, you can either use the arrows to navigate through the units or click the Content button.

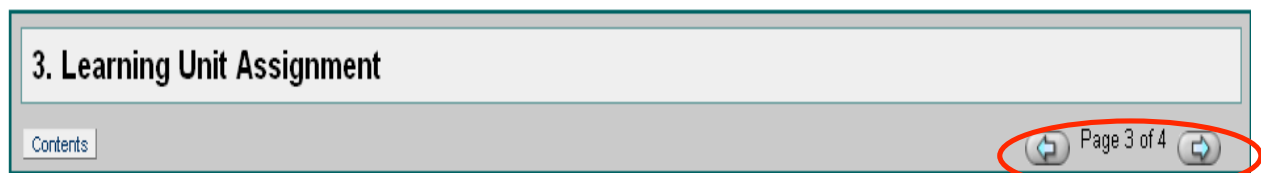


3. The Contents view looks as follows:



The Contents function will open a list of all items in the Learning Unit. If the Instructor has chosen **NOT** to enforce sequential viewing, the contents list will contain links to each item in the Unit. If sequential viewing **has** been enforced, the content list will not contain links, and the unit contents must be viewed in the order set by the Instructor using the navigation arrows. In the example above, sequential viewing has been enforced so you only see the list of the contents. Click Return to get back to the original to navigate to the information contained in the Learning Unit.

4. Using the Arrows to navigate back in forth to access the content in the Learning Unit. You can submit assignments, launch external links, take assessments (quiz, test or surveys), access attachments, etc. all within the Learning Units.



### Click to Launch

Write a short essay on your experience with Learning Units within UTCOnline. This essay must be between 50-100 words. You must save your essay as a .doc, .docx, or .txt file, in the following format: your last name-UTCOnline\_essay. For example, Scrappy-UTCOnline\_essay.doc.

>> [View/Complete Assignment: Learning Unit Assignment](#)

